


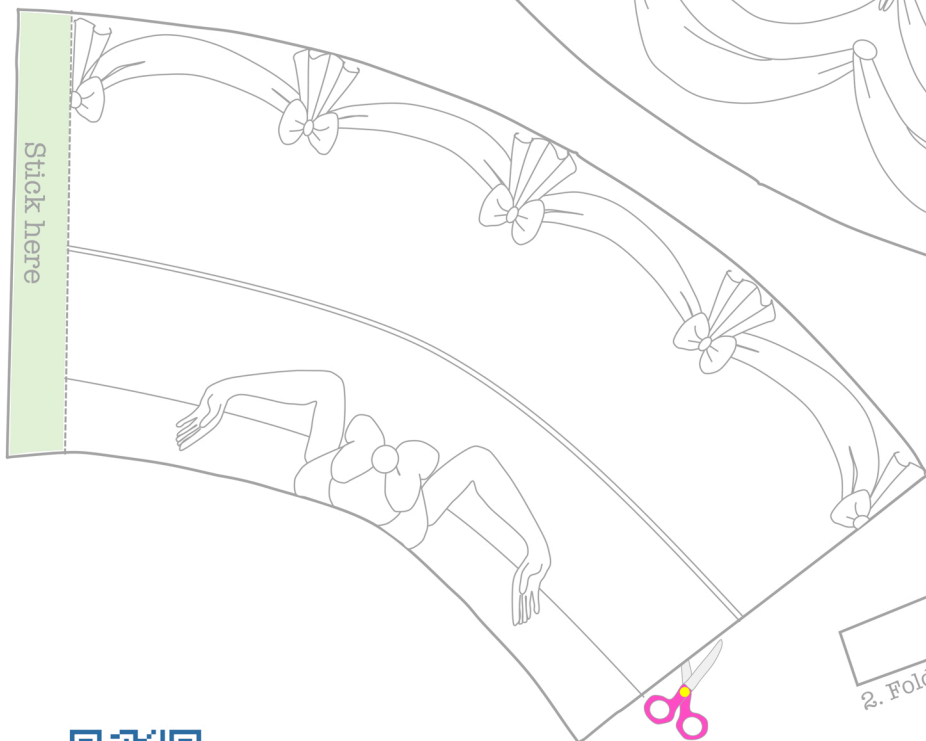



FREE PRINTABLE: PIPITY DRESS-UP DOLL- OUTFITS & ACCESSORIES!



How To Make:

1. Color-in and cut out the outfit.
2. Curl the the outfit into a cone-shape and stick.
3. Pop the outfit onto the doll to dress it up!



WATCH STEP-BY-STEP



INSTRUCTIONS AT: www.pipity.com/activitystarterbook